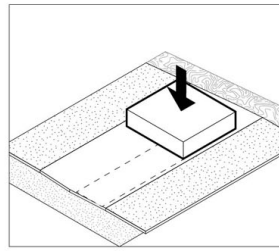
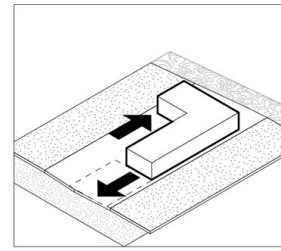


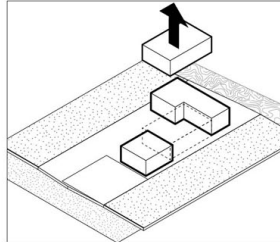
EXISTING
THE LONG AND NARROW RECTANGULAR SITE IS LOCATED IN BETWEEN BUSY PUBLIC ROAD AND CALM SONG PHI NONG CANAL.



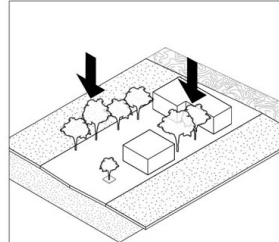
PLACING PROGRAM
PLACING SIMPLE CUBE FORM TOWARDS THE PEACEFUL CANAL VIEW.



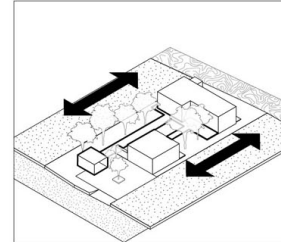
EXTRUDING MASS TO SITE
EXTRUDING RIGHT WING TOWARD THE PUBLIC ROAD, TO REDUCE INTERNAL ROAD FOOTPRINT.



CREATING COURTYARD
SUBTRACTING TO CREATE COURTYARD, IN ORDER TO ALLOW NATURAL LIGHT AND VENTILATION THROUGH THE BUILDINGS.



ADDING GREENSPACE
INSERTING VEGETATION BETWEEN BUILDING TO CREATE INTERNAL GOOD VIEW.



CONNECTING BUILDINGS
CONNECTING BUILDINGS WITH HARDSCAPE AND TERRACES.